



# DEVELOPMENT OPPORTUNITY | 2.57 ACRES

1417 W Frontage Rd | Alamo, Texas 78516



## Parcel Size

2.57 Acres

## Pricing

Contact For Pricing

## PROPERTY INFORMATION

- Highly visible development sight
- Great traffic counts along I-2
- Close proximity to national retailers and restaurants

## DEMOGRAPHICS (based on 2022 data)


Variable	Community Population	RTA
2022 Population	21,705	129,448
Average HH Income	\$62,898	\$59,293
Median Age	31.42	29.30

\* RTA – Retail Trade Area; the geographic area from which retailers derive approximately 80-85% of their business.

## CONTACT

Aaron Farmer, Senior Vice President  
The Retail Coach, LLC  
afarmer@theretailcoach.net  
662.231.0608

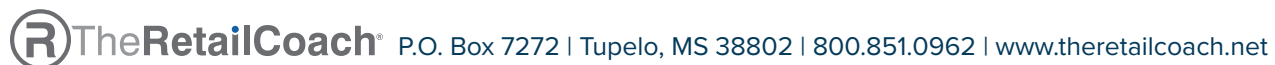
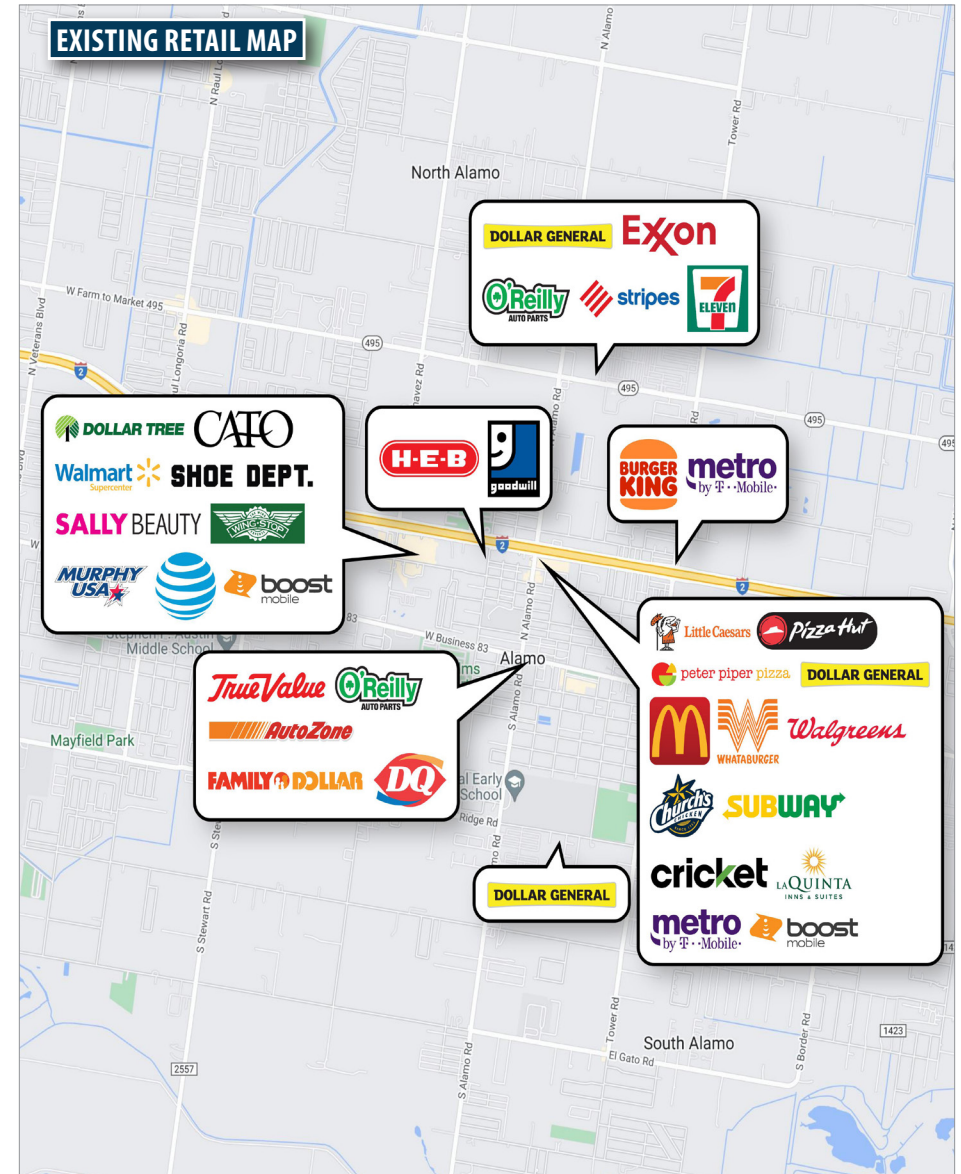
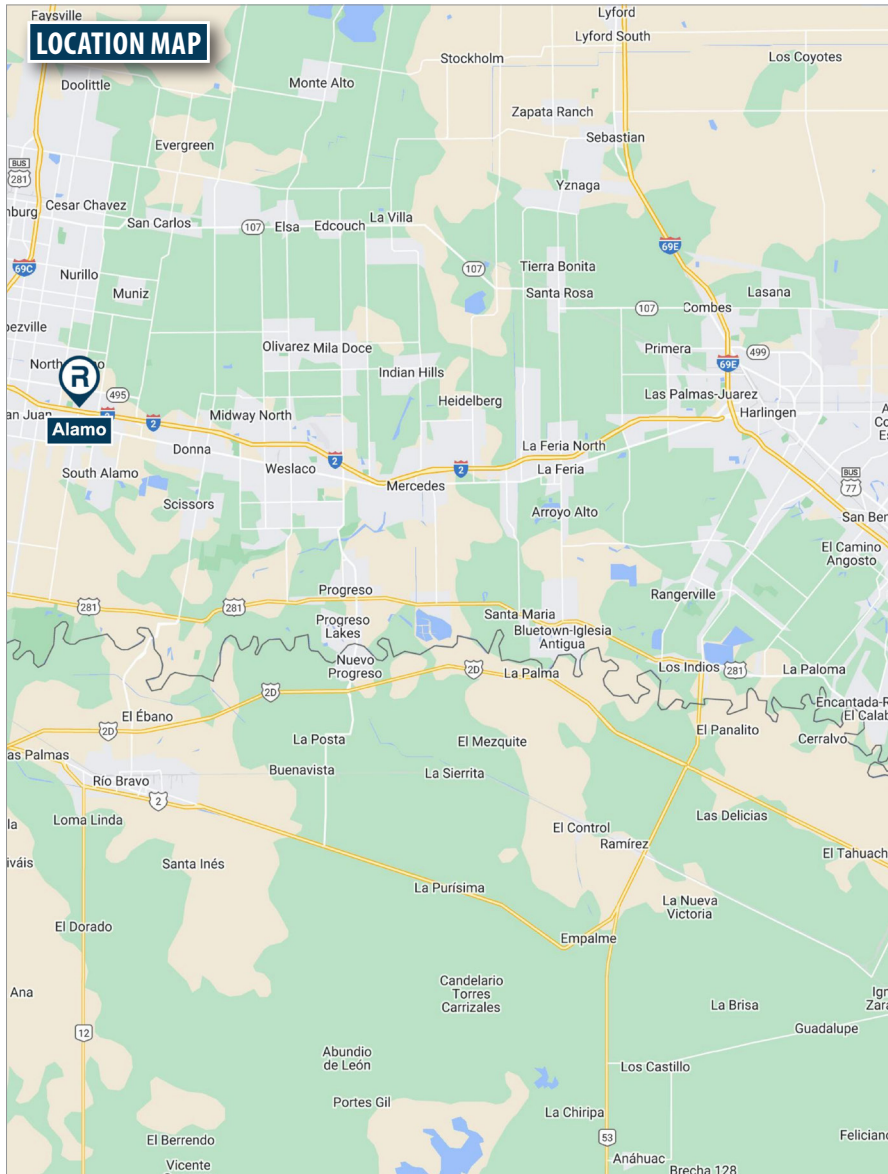
Rafael Tapia, Executive Director  
Alamo Economic Development Corporation  
RTapia@AlamoTexas.org  
956.787.6622

 **TheRetailCoach®** P.O. Box 7272 | Tupelo, MS 38802 | 800.851.0962 | [www.theretailcoach.net](http://www.theretailcoach.net)

The information contained herein was obtained from sources believed to be reliable; however, The Retail Coach makes no guarantees, warranties, or representations as to the completeness or accuracy thereof. The presentation of this property is submitted subject to errors, omissions, change of price or conditions, prior sale or lease, or withdrawal without notice.



1417 W Frontage | Alamo, Texas 78516



The information contained herein was obtained from sources believed to be reliable; however, The Retail Coach, makes no guarantees, warranties, or representations as to the completeness or accuracy thereof. The presentation of this property is submitted subject to errors, omissions, change of price or conditions, prior sale or lease, or withdrawal without notice.