



DEVELOPMENT OPPORTUNITY | 2.57 ACRES

1401 W Frontage Rd | Alamo, Texas 78516



Parcel Size

2.57 Acres

Pricing

Contact For Pricing

PROPERTY INFORMATION

- Highly visible development sight
- Great traffic counts along I-2
- Close proximity to national retailers and restaurants

DEMOGRAPHICS (based on 2022 data)


Variable	Community Population	RTA
2022 Population	21,705	129,448
Average HH Income	\$62,898	\$59,293
Median Age	31.42	29.30

* RTA – Retail Trade Area; the geographic area from which retailers derive approximately 80-85% of their business.

CONTACT

Aaron Farmer, Senior Vice President
The Retail Coach, LLC
afarmer@theretailcoach.net
662.231.0608

Rafael Tapia, Executive Director
Alamo Economic Development Corporation
RTapia@AlamoTexas.org
956.787.6622

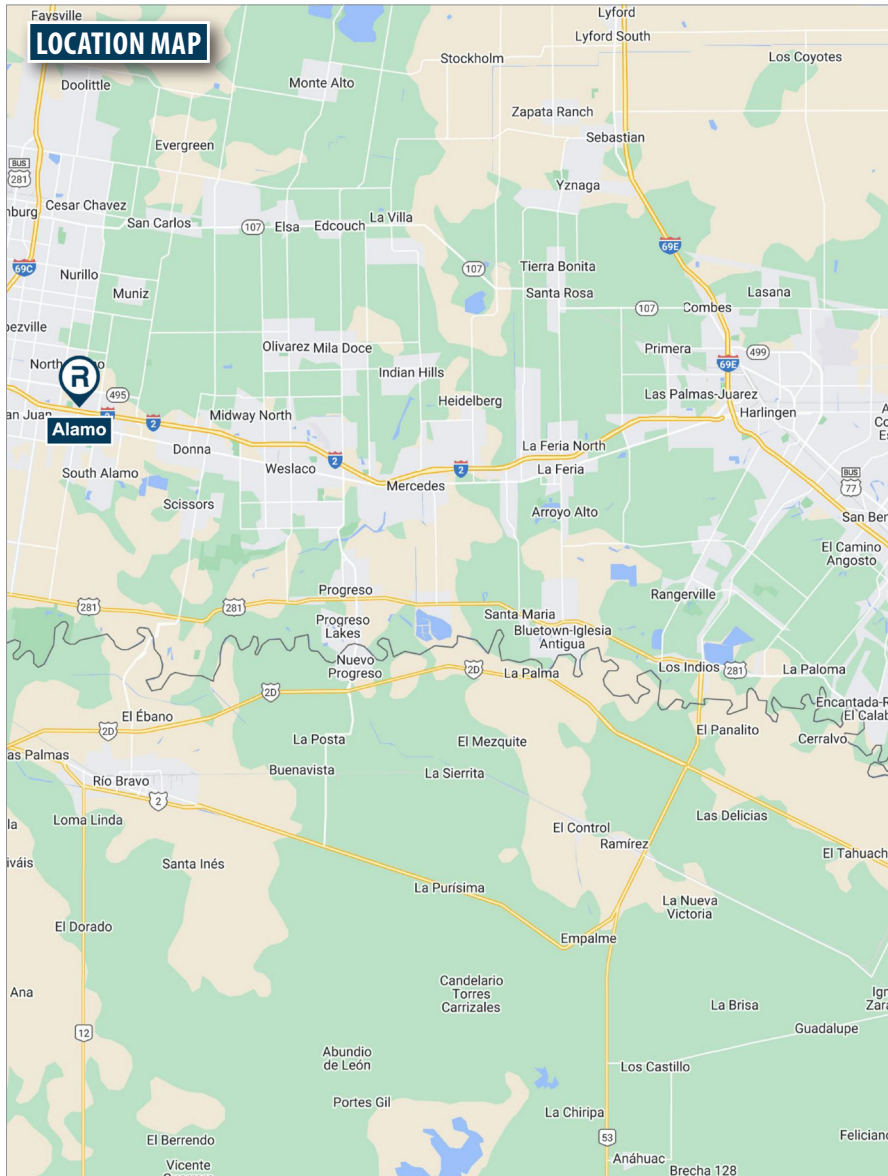
 **TheRetailCoach®** P.O. Box 7272 | Tupelo, MS 38802 | 800.851.0962 | www.theretailcoach.net


The information contained herein was obtained from sources believed to be reliable; however, The Retail Coach makes no guarantees, warranties, or representations as to the completeness or accuracy thereof. The presentation of this property is submitted subject to errors, omissions, change of price or conditions, prior sale or lease, or withdrawal without notice.



DEVELOPMENT OPPORTUNITY | 2.57 ACRES

1401 W Frontage Rd | Alamo, Texas 78516



 **TheRetailCoach**® P.O. Box 7272 | Tupelo, MS 38802 | 800.851.0962 | www.theretailcoach.net

The information contained herein was obtained from sources believed to be reliable; however, The Retail Coach, makes no guarantees, warranties, or representations as to the completeness or accuracy thereof. The presentation of this property is submitted subject to errors, omissions, change of price or conditions, prior sale or lease, or withdrawal without notice.